

EcoFlow DELTA 3 Max Plus Smart Extra Battery

Thank you for choosing our product!

Contents

About this Manual

Overview

Appearance

Button and LED Indicators

Product Compatibility

Getting Started

Support Your Power Station

Charge Your Extra Battery

Storage and Maintenance

Storage

Cleaning

Maintain Battery Health

Safety Instructions and Compliances

Disclaimer

Safety Instructions

In Case of Emergency

Recycling and Disposal

Regulatory Compliance

Appendix

Technical Specifications

What's in the Box



FAQ



EcoFlow App



After-sales
Policy



Community

About this Manual

- This manual contains an introduction to this product, and details on its operation, management, and maintenance. Please note that this manual may be updated without prior notice.
- The availability of certain accessories and features described in this manual may vary depending on your country or region.
- All images displayed in this manual are for demonstrative purposes only. Please refer to the actual product received.
- If you are reading this manual in PDF format, please note that you can access it online at [EcoFlow Support](#) for a better experience and the latest updates.

Overview

EcoFlow DELTA 3 Max Plus Smart Extra Battery (hereinafter referred to as "the extra battery", "the battery", or "the product") is a LiFePO₄ battery with a capacity of 2048Wh. It is designed to expand the battery capacity of your EcoFlow portable power station and provide longer-lasting power support.

Appearance



1	Status LED
2	Main Power Button
3	Extra Battery Port (XT150)

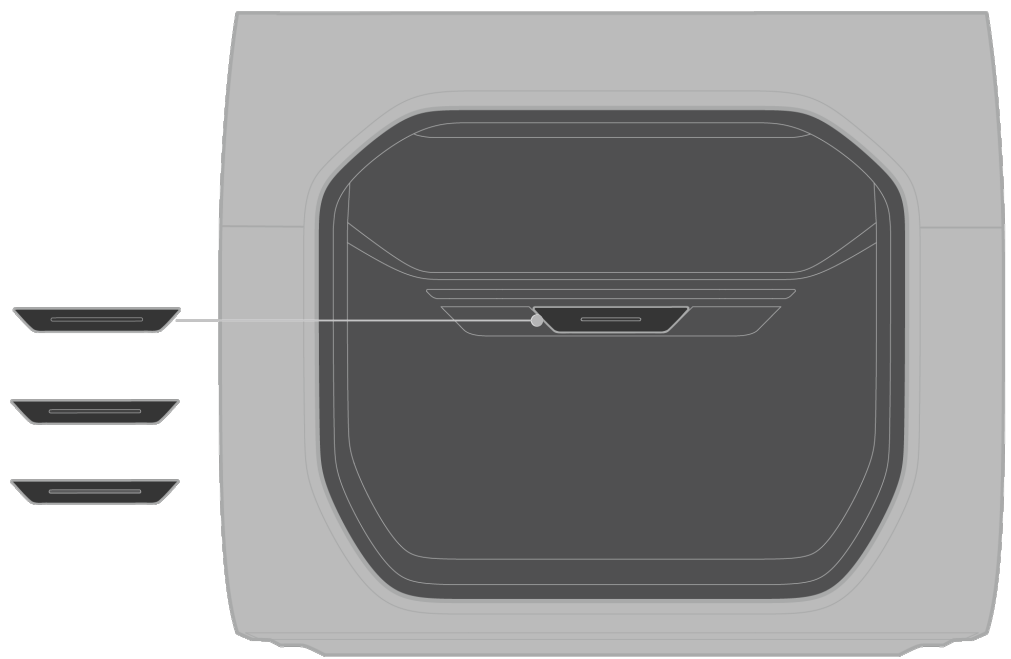
4 Protective Cover

* The Extra Battery Port on the battery is an EcoFlow proprietary port.

Button and LED Indicators

Main Power Button

Press and hold the main power button for 2 seconds until the LED indicator lights up or turns off.





Status	Description
1 Off	The battery is powered off.
2 Breathing White	The battery is powered on and functioning normally.
3 Flashing White	The battery is performing a firmware update.

Status LED


Powering On/Off

- The status LED displays an outwards running pattern when the extra battery is powering on.
- The status LED displays an inwards running pattern when the extra battery is powering off.




Battery Level

When the status LED light is solid, the number of LEDs that are lit up indicates the current battery level.



Charging


When part of the status LED is blinking, it indicates the battery is charging.



Error

When the entire status LED is blinking, it indicates that an error has occurred.

- Check the EcoFlow in-app instructions of the connected power station for troubleshooting.



Product Compatibility

EcoFlow Power Station

Name	Model
EcoFlow DELTA 3	EF-DL-H10-3
EcoFlow DELTA 3 Plus	EF-DL-H10-4
EcoFlow DELTA 3 Ultra Plus	EF-DL-H02-3UP
EcoFlow DELTA 3 Max Plus	EF-DL3-MP



Notice

- The product can be stacked with EcoFlow DELTA 3 series (EcoFlow DELTA 3 & DELTA 3 Plus) during use.
- It is not recommended to stack the battery with other series of power stations. If stacking is necessary, place the power station and battery with their long edges against the wall to prevent accidental falling.

Other EcoFlow Products

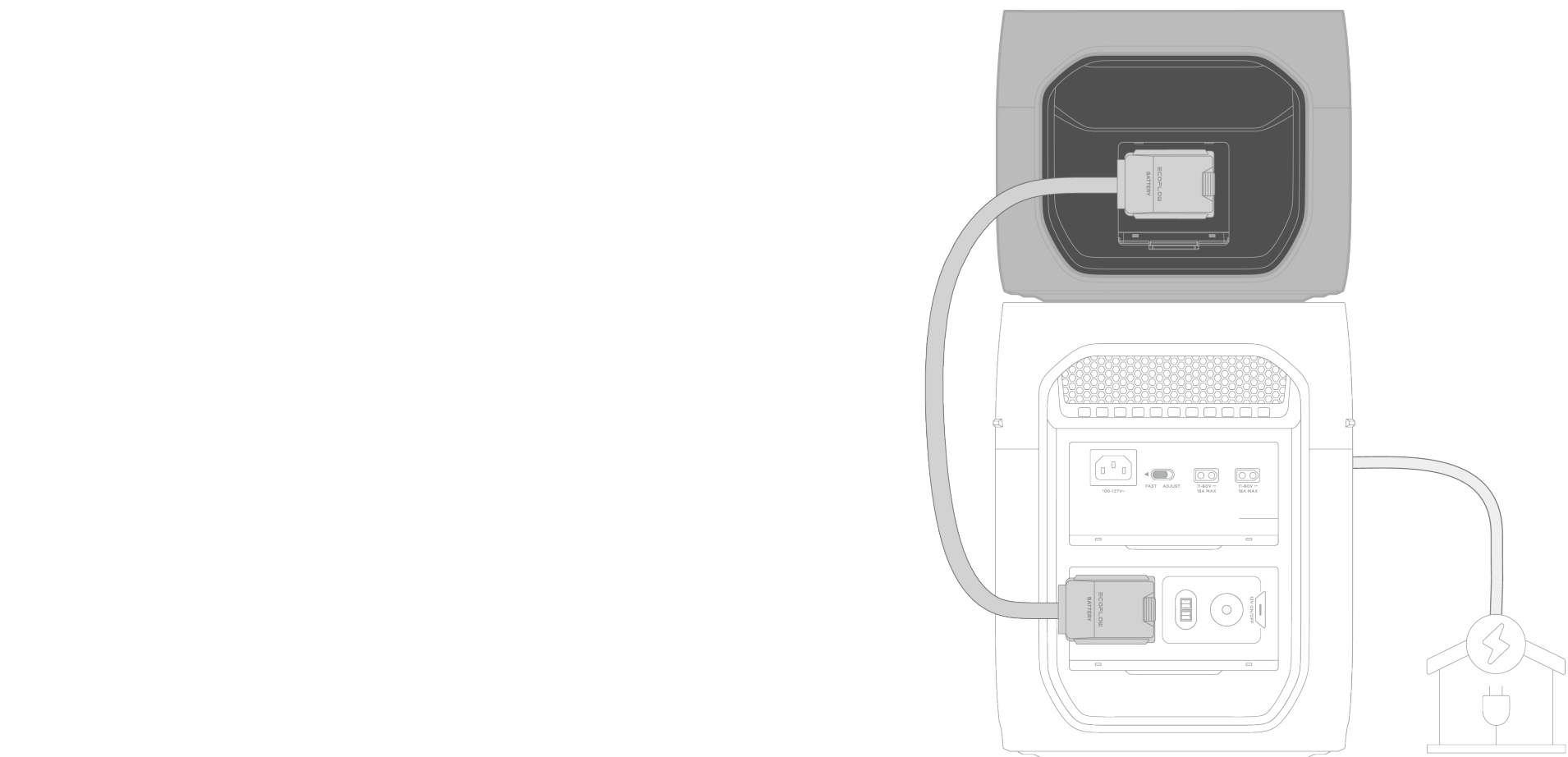
Name	Model
EcoFlow WAVE 2 Portable Air Conditioner	EFKT210
EcoFlow PowerStream Microinverter	EFWN511, EFWN511B
EcoFlow 800W Alternator Charger	EF-FC-301-1
EcoFlow Smart Generator 3000 (Dual Fuel)	EF-SG-H03-1 (charging only)
EcoFlow Smart Generator 4000 (Dual Fuel)	EF-SG-H01-1 (charging only)

Getting Started

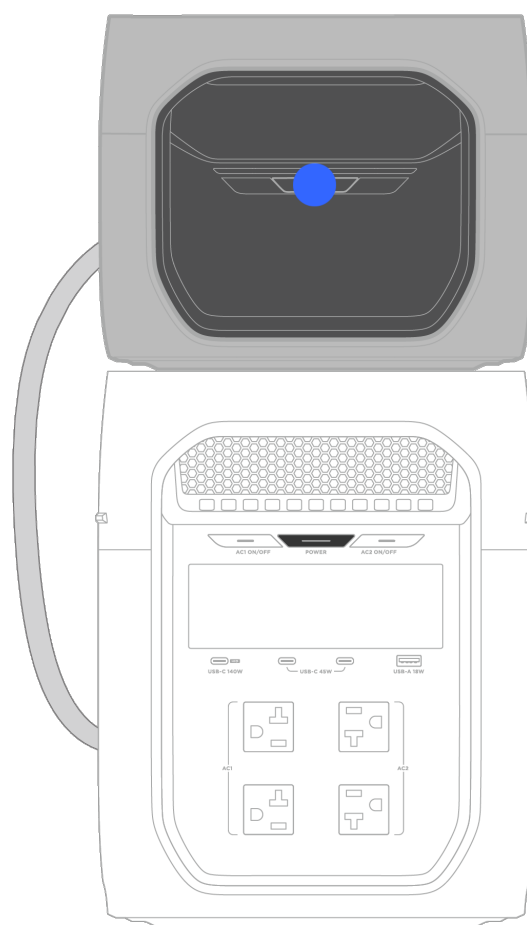
Support Your Power Station

The extra battery can expand the power station's battery capacity by storing more power. It also functions as a backup power source for loads when the power station's battery is low.

1. Connect the extra battery to the power station's Extra Battery Port (please use the provided extra battery charging cable).



2. Once the battery is connected to the power station, turning on or off either one will activate or deactivate the other accordingly.
3. The extra battery is considered successfully installed once the battery icon is displayed on the screen of the power station.



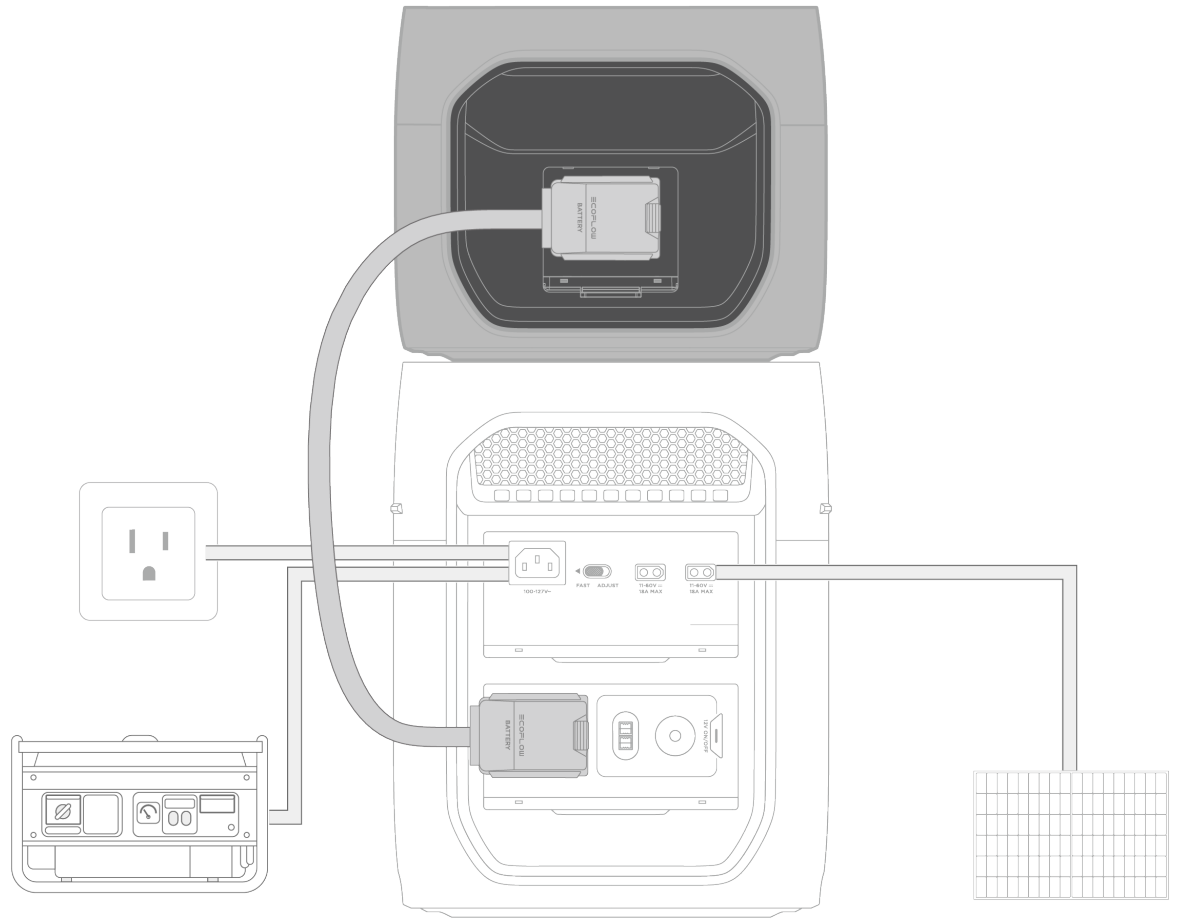
Notice

Please do not plug or remove the charging cable while the power station is working.

Charge Your Extra Battery

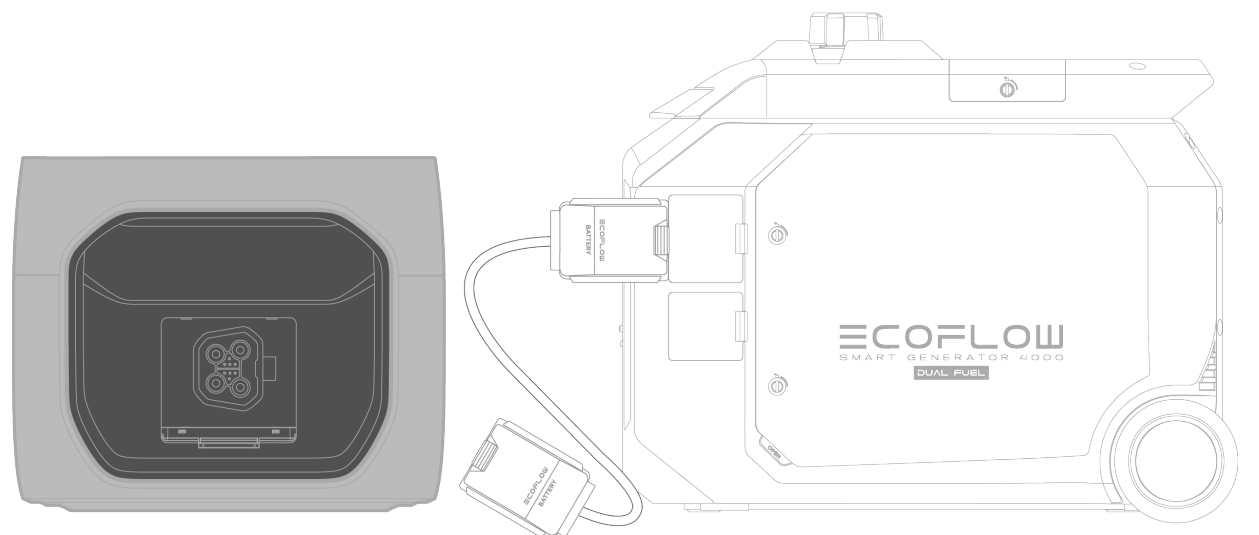
Via EcoFlow Power Station

1. Connect the battery to the XT150 port of a compatible EcoFlow power station using the provided extra battery cable.
2. Then connect the power station to a power source.



Via EcoFlow Smart Generator

Connect the battery to the XT150 port of a compatible EcoFlow smart generator using the provided extra battery cable.



Storage and Maintenance

Storage

- Storage Temperature: 20°C-30°C (68°F-86°F)
- Do not store the product in places where the temperature exceeds 113°F (45°C) or falls below 14°F (-10°C).
- Store the product in a tidy, dry, and well-ventilated place.
- Keep the product away from liquids, intense heat, and sharp objects.
- For long-term storage of the product, follow these steps every 3 months to maintain battery health:

1. Discharge the product to 0% battery level.
2. Fully charge the product to 100% battery level.
3. Discharge the product again to 60% battery level.

Note: the product will not be covered by the warranty if it is not charged or discharged for more than 6 months.

Cleaning

- Use a soft, dry cloth to wipe and clean the product.

Maintain Battery Health

- Avoid leaving the product unused for extended periods of time.
- Charge and discharge the product every 3 months to increase its lifespan.

Safety Instructions and Compliances

Disclaimer

Please read the product document and ensure that you understand it fully before using the product. After reading this document, keep it for future reference. Improper use of this product may cause serious injury to yourself or others, or cause product damage and property loss. Once you use this product, it is deemed that you understand, approve and accept all the terms and content in this document. EcoFlow is not liable for any loss caused by the user's failure to use the product in compliance with the product document. In compliance with laws and regulations, EcoFlow reserves the right to the final interpretation of this document and all documents related to the product. This document is subject to changes (updates, revisions, or termination) without prior notice. Please visit EcoFlow's official website to obtain the latest product information: <https://www.ecoflow.com/>.

Safety Instructions

1. Do not subject this product to severe impacts, vibrations, or drops.
2. Do not carry this product onto a plane.
3. Do not use the product near a heat source, such as a fire source or a heating furnace.
4. Do not get the product wet or immerse it in any liquid. When using the product in wet environments like rainy areas or places near water, protect it with a waterproof bag.
5. Follow the environment temperature requirements specified in the product specification to use or store the product. Avoid degradation or damage to the product, or risks to personal safety due to excessively high or low temperatures.
6. Do not use the product in an environment with strong static electricity or magnetic fields.
7. Keep the product out of reach of children and pets. If the product is to be

used near children, they should be closely supervised.

8. Keep the product away from fumes, smoke, steam, and dust.
9. Store the product in a tidy, dry, and well-ventilated place.
10. Do not disassemble, repair, or modify this product by yourself. For any maintenance or service, please contact EcoFlow Customer Service.
11. Always disconnect the product from all external power sources before attempting any service or maintenance.
12. To reduce risk of damage to the electric plug and cord, pull the plug rather than the cord when disconnecting the product.
13. Do not pierce the product with sharp objects.
14. Do not put fingers or hands into the product.
15. Do not insert wires or other metal objects into the product to prevent short circuits.
16. Do not use any unofficial or unrecommended components or accessories. For any replacements, please contact EcoFlow for further assistance.
17. Do not operate this product with a damaged cord or plug, or a damaged output cable.
18. Do not stack any heavy objects on the product.
19. Place the product on a stable and flat surface. Avoid damage to the device or personal injury due to the product falling or tipping over.
20. Use a soft, dry cloth to wipe and clean the product.
21. **Use in Repair Facility:** During use in a repair facility like a vehicle repair center, workshop, or any other place where repairs are conducted, do not place the product on the floor, or at a height less than 457 mm (18 inches) above the floor.

In Case of Emergency

1. In case of emergency, take precautions against electric shock before touching the product, such as wearing insulating gloves.
2. If the product gets wet, stop using it immediately and refrain from further operation or powering it on. Place the product in a secure, waterproof, and well-ventilated area, then contact EcoFlow Customer Service for assistance.
3. If the product falls into water, place it in a secure, waterproof, and well-ventilated area, and keep it away from contact until it is completely dry. The dried product should not be used again and must be properly disposed of according to local laws and regulations.
4. If the product catches fire, we recommend that you use the fire extinguishers in the following order: water or water mist, sand, fire blanket, dry powder, and finally a carbon dioxide fire extinguisher.

Recycling and Disposal

1. The product with severe damage, malfunction, or depleted battery life should be properly disposed of or recycled.
2. The product contains batteries. Please dispose of the product following local laws and regulations for battery disposal and recycling. Do not dispose of it with household waste to avoid environmental pollution and safety hazards.
3. If possible, ensure the battery is completely discharged (to 0% capacity) before disposing of the product. If not, refrain from placing the battery directly into a battery recycling box. Instead, contact a professional battery

recycling company for proper handling.

Regulatory Compliance

FCC Compliance Statement

Any Changes or modifications not expressly approved by the party responsible for compliance could void the user's authority to operate the equipment.

This device complies with part 15 of the FCC Rules. Operation is subject to the following two conditions:

- (1) This device may not cause harmful interference, and
- (2) this device must accept any interference received, including interference that may cause undesired operation.

Note: This equipment has been tested and found to comply with the limits for a Class A digital device, pursuant to part 15 of the FCC Rules. These limits are designed to provide reasonable protection against harmful interference when the equipment is operated in a commercial environment. This equipment generates, uses, and can radiate radio frequency energy and, if not installed and used in accordance with the instruction manual, may cause harmful interference to radio communications. Operation of this equipment in a residential area is likely to cause harmful interference in which case the user will be required to correct the interference at his own expense.

INDUSTRY CANADA COMPLIANCE

This device complies with Industry Canada licence-exempt RSS standard(s). Operation is subject to the following two conditions:

- (1) this device may not cause interference, and
- (2) this device must accept any interference, including interference that may cause undesired operation of the device.

This Class A digital apparatus complies with Canadian ICES-003.
CAN ICES-003(A)



CE

Hereby, EcoFlow Inc. declares that this product is in compliance with Directives 2014/30/EU, 2011/65/EU(RoHS), (EU) 2015/863(RoHS). The full text of the EU Declaration of Conformity is available at the following Internet address:

<http://www.ecoflow.com/eu/eu-compliance>



WEEE

This marking indicates that this product should not be disposed of with other household waste within the EU. Recycle this product properly to prevent possible damage to the environment or a risk to human health via uncontrolled waste disposal and in order to promote the sustainable reuse of material resources. Please return your used product to an appropriate collection point or contact the retailer where you purchased this product. Your retailer will accept used products and return them to an environmentally-sound recycling facility.



Battery Directive

Hereby, EcoFlow Inc. declares that the equipment type battery is in compliance with Regulation (EU) 2023/1542 of the European Parliament.

Appendix

Technical Specifications

General	
Model	EFD3MP-EB
Net. Weight	Approx. 16 kg (35.3 lb)
Dimensions (WxDxH)	Approx. 494 × 239 × 196 mm (19.4 × 9.4× 7.7in.)
Output	
Extra Battery Port	43.2V-57.6V \approx 100A Max
Input	
Extra Battery Port	43.2V-57.6V \approx 48A Max
Battery Info	
Rated Capacity	2048Wh (51.2V \approx 40Ah)
Cell Chemistry	LFP (LiFePO ₄)
Protection Type	Over Voltage Protection, Overload Protection, Over Temperature Protection, Short Circuit Protection, Low Temperature Protection, Low Voltage Protection, Overcurrent Protection
Environment Temperature	
Optimal Operating Temperature	20°C-30°C (68°F-86°F)
Charge Temperature	0°C-45°C (32°F-113°F)
Discharge Temperature	-10°C to 45°C (14°F-113°F)
Storage Temperature	-10°C to 45°C (14°F-113°F)

What's in the Box



1. EcoFlow DELTA 3 Max Plus smart extra battery ×1
2. EcoFlow DELTA 3 Max Plus smart extra battery cable ×1
3. Manuals and warranty card ×1

- If any item is damaged or missing, contact EcoFlow Customer Service for assistance.